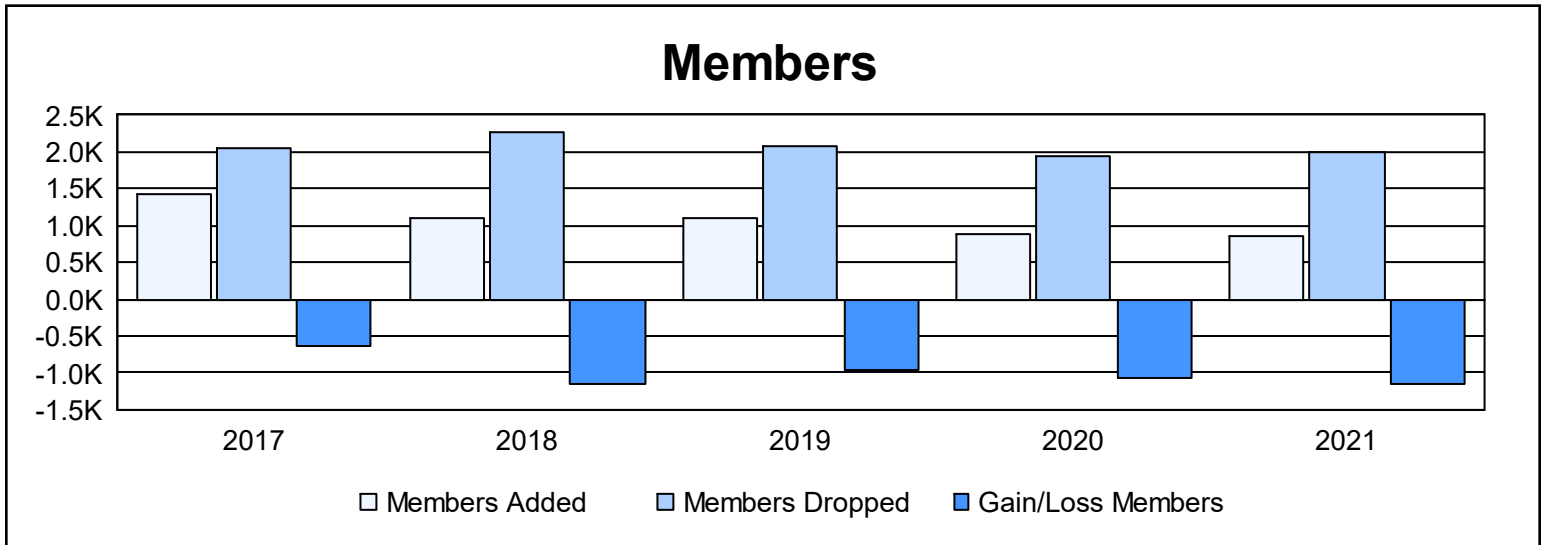
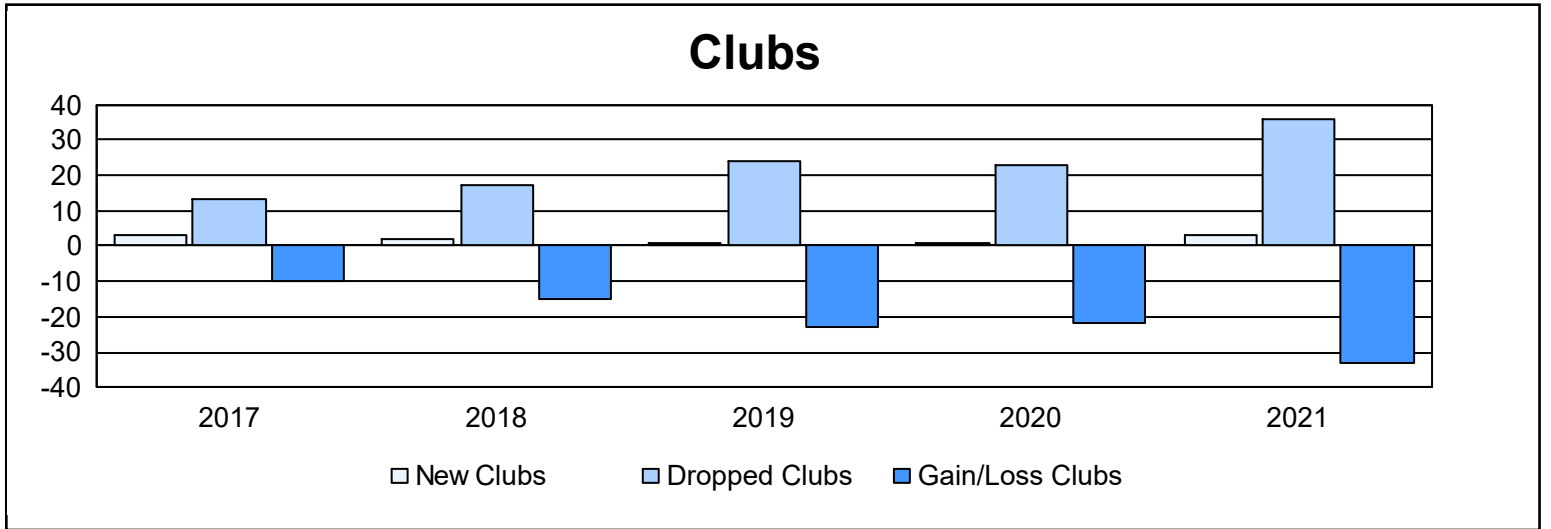
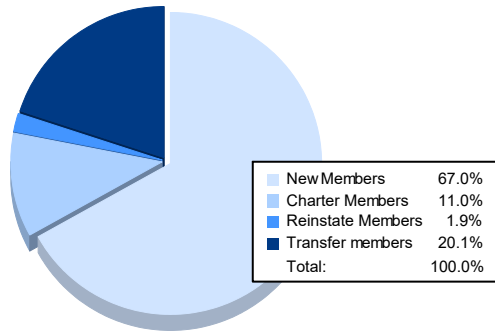


Year	New Clubs	Dropped Clubs	Gain/ Loss Clubs	New Members	Charter Members	Reinstate Members	Transfer Members	Total Member Added	Total Members Dropped	Gain/ Loss Members
2016-2017	3	13	-10	1,161	114	8	141	1,424	2,058	-634
2017-2018	2	17	-15	938	78	16	82	1,114	2,259	-1,145
2018-2019	1	24	-23	909	43	25	124	1,101	2,068	-967
2019-2020	1	23	-22	732	34	17	98	881	1,946	-1,065
2020-2021	3	36	-33	567	93	16	170	846	1,988	-1,142
<b>Average</b>	<b>2</b>	<b>23</b>	<b>-21</b>	<b>861</b>	<b>72</b>	<b>16</b>	<b>123</b>	<b>1,073</b>	<b>2,064</b>	<b>-991</b>



### Membership Composition June 2021 Cumulative



### Gender Composition June 2021 Cumulative

